


seca XLine

**seca**  
Precision for health

# A NEW DIMENSION IN PATIENT CARE



Experience the seca XLine: extra-large dimensions, low-profile access, and an optional 3-way ramp configuration for flexibility with bariatric wheelchairs, transport chairs, scooters, stretchers, gurneys, and beds. seca's direct EMR-validated integration ensures precise, user-friendly operation for all patient mobility needs.

**Helping you Help.**

# seca XLine Base

The seca XLine features an extra-low profile to accommodate patients in bariatric wheelchairs, transport chairs, and scooters, minimizing the effort required to move patients on and off the scale.



Ultra-low profile: platform height of just 2.2 inches



- 1,100 lbs / 500 kg capacity
- Extra-large platform
- Low-profile incline
- Safety guardrails
- Optional third ramp
- Direct EMR-Validated Integration: Transmit patient weight to the electronic medical record

## Tare-by-Scanning Functionality

Simplify the weighing process by taring out the weight of wheelchairs, transport chairs, stretchers, and gurneys easily using barcode scanning.



Link to barcode generator

1



Scan the barcode for specific wheelchairs and stretchers

2




Preset weight of the wheelchair or stretcher is tared out

3



Patient net weight is displayed immediately



An optional third ramp allows front or side access for weighing in tight alcove spaces.

# seca XLine Hold

Improve patient safety with an antimicrobial-coated handrail, ensuring infection control and sturdy support.



- 1,100 lbs / 500 kg capacity
- Handrail mounted display
- Low-profile incline
- Fold-down handrail with built-in castors for easy storage and transport
- Optional third ramp
- Direct EMR-Validated Integration: Transmit patient weight to the electronic medical record



**Our Newest Addition –  
Wall Mounted Fold-up Wheelchair Scale**



Image contains optional barcode scanner from a third-party vendor.

The wall-mounted zero footprint design folds up flat to save critical floor space in tight, high-traffic care areas.



**Enhanced seca ID-Display™**

- Improved User Guidance: easy and intuitive
- New Tare Assistant: smart tare handling
- Improved Scan Workflow: faster patient ID recognition
- Built-in Error Assistance: with direct links to seca service resources



# seca XLine Stretch

In time-sensitive scenarios, accurately measure patient weights without depending on verbal estimations. Whether during emergency admissions, dialysis, or critical assessments of bedridden patients, the seca XLine Stretch ensures a seamless and uninterrupted weighing process.

- 2,200 lbs / 1,000 kg capacity
- Guardrails for enhanced safety
- XL width for stretchers and gurneys
- Low-profile incline
- Direct EMR-Validated Integration: Transmit patient weight to the electronic medical record

**NEW**

# seca XLine Fold



Secure wall-mounting and gas-spring powered deployment eliminate heavy lifting, pinching, and strain – keeping nurses safe from the start. The ultra-low profile and third ramp enable smooth, multi-directional access for all patient types. Smart features include a Pre-TARE memory to store up to three preset deductions – ideal for commonly used mobility aids.

- Effortless fold down design eliminates lifting, pinching and strain
- 1,100 lbs / 500 kg capacity
- Built to handle bariatric demands
- Oversized platform with three-way access

- Smart functions: weight recall, re-weigh and Tare-by-Scanning
- Direct EMR-Validated Integration: Transmit patient weight to the electronic medical record



The seca XLine Stretch features extra-large dimensions, accommodating stretchers, gurneys, and most hospital beds.


# Tailoring Your Solution

Explore the Ideal XLine Model for Your Specific Needs.



seca XLine Base

seca XLine Hold



seca XLine Stretch



seca XLine Fold

Order Code	ON SWX INB NN	ON SWX INR NN	ON SWX INT NN	ON SWX ICB NN	ON SWX ICR NN	ON SWX ICT NN	ON SWX IRB NN	ON SWX IRR NN	ON SWX IRT NN	ON SWX IKB NN	ON SWX IKR NN	ON SWX IKT NN
<b>Capacity</b>	500 kg / 1,100 lbs						500 kg / 1,100 lbs					
<b>Graduation</b>	100 g / 0.2 lb						100 g / 0.2 lb					
<b>Dimensions (WxHxD)</b>	1,230 x 120 x 1,530 mm / 48.4 x 4.7 x 60.2"			1,410 x 120 x 1,530 mm / 55.5 x 4.7 x 60.2"			1,230 x 1,130 x 1,530 mm / 48.4 x 44.5 x 60.2"			1,410 x 1,130 x 1,530 mm / 55.5 x 44.5 x 60.2"		
<b>Dimensions when folded (WxHxD)</b>												
<b>Platform (WxHxD)</b>	1,100 x 55 x 1,100 mm / 43.3 x 2.2 x 43.3"						1,100 x 55 x 1,100 mm / 43.3 x 2.2 x 43.3"					
<b>Net weight</b>	44 kg / 97 lbs			50 kg / 110.2 lbs			52 kg / 114.6 lbs			58 kg / 127.9 lbs		
<b>Power supply</b>												
Batteries, Power adapter	•	•		•	•		•	•		•	•	
Power adapter			•			•			•			•
<b>Interfaces</b>												
Ethernet, USB for barcode scanner, Wi-Fi			•			•			•			•
<b>Included</b>												
Platform scale (110 x 110 cm) seca 604	•	•	•	•	•	•	•	•	•	•	•	•
Two ramps seca 404	•	•	•	•	•	•	•	•	•	•	•	•
Guard rail seca 446	•	•	•				•	•	•			
Guard rail with castors seca 448	•	•	•	•	•	•						
Display holder seca 476	•	•	•	•	•	•						
Third ramp seca 405				•	•	•				•	•	•
Handrail seca 442							•	•	•	•	•	•
Connection kit seca 438												
Basic display seca 495	•			•			•			•		
Basic display RS-232 seca 495 r		•			•			•			•	
ID-Display seca 496			•			•			•			•
<b>EMR-validated</b>			•			•			•			•

Order Code	ON SBX INT NN	6203400009
<b>Capacity</b>	1,000 kg / 2,200 lbs	500 kg / 1,100 lbs
<b>Graduation</b>	100 g / 0.2 lb	100 g / 0.2 lb
<b>Dimensions (WxHxD)</b>	1,230 x 120 x 2,640 mm / 48.42 x 4.72 x 103.97"	1,794 x 1,677 x 1,497 mm / 70.6 x 66 x 58.9"
<b>Dimensions when folded (WxHxD)</b>		1,794 x 1,677 x 157 mm / 70.6 x 66 x 6.2"
<b>Platform (WxHxD)</b>	1,100 x 55 x 1,100 mm / 43.3 x 2.2 x 43.3"	1100 x 57 x 1100 mm / 43.3 x 2.2 x 43.3"
<b>Net weight</b>	77 kg / 169.75 lbs	115 kg / 331 lbs
<b>Power supply</b>		
Batteries, Power adapter		
Power adapter	•	•
<b>Interfaces</b>		
Ethernet, USB for barcode scanner, Wi-Fi	•	•
<b>Included</b>		
Platform scale (110 x 110 cm) seca 604	2x	
Two ramps seca 404	•	
Guard rail seca 446	2x	
Guard rail with castors seca 448	2x	
Display holder seca 476	•	
Third ramp seca 405		
Handrail seca 442		
Connection kit seca 438	•	
Basic display seca 495		
Basic display RS-232 seca 495 r		
ID-Display seca 496	•	
<b>EMR-validated</b>	•	•

## Advancing Acute Care into New Dimensions

On average, the XLine Base, XLine Hold and XLine Fold offers 70% more platform space compared to other wheelchair scales.



## Seamless Direct EMR-validated Integration

Upon identification with a barcode scanner, the ID-Display reveals the patient's ID, user ID, and date of birth. With a push of a button, you send measurements directly into the digital patient file.

Find out more about how seca EMR solutions help to create a zero-incident environment:

[seca.com/integration](http://seca.com/integration)



# Designed With Nursing Professionals in Mind

Biomedical  
Engineer  
Approved



## Key Features That Make All the Difference!

### Enhanced Safety

1. Direct EMR-Validated Integration: Included feature that transmits patient weight to the electronic medical record – supporting accurate medication dosing and reducing transcription errors.
2. Weight recall function for the last patient measurement.
3. Antimicrobial-coated handrail, ensuring infection control and sturdy support.
4. Yellow-Marked Safety Ramps: Clearly visible ramps reduce the risk of accidental tripping – supporting both patient and staff safety.

### Advanced Capability

5. Wider platforms and lower-profile ramps for bariatric wheelchairs and varied patient mobility needs.

### Versatility

6. Space-saving design with built-in castors for easy transport and storage.

### Durability

7. Biomed Approved! Built to withstand the rigors of hospital environments.

### Space-saving

8. Gas-spring powered deployment eliminates heavy lifting, pinching, or strain.

seca headquarters  
+49 40 20 00 00 0  
info@seca.com  
seca gmbh & co. kg  
Hamburg, Germany

seca middle east  
+971 50 410 2319  
info.ae@seca.com  
Dubai  
United Arab Emirates

seca asia pacific  
+60 173 711 973  
info.aspac@seca.com  
Kuala Lumpur  
Malaysia



[seca.com/xline](https://seca.com/xline)