

MEDICAL INSIGHTS THAT CHANGE LIVES



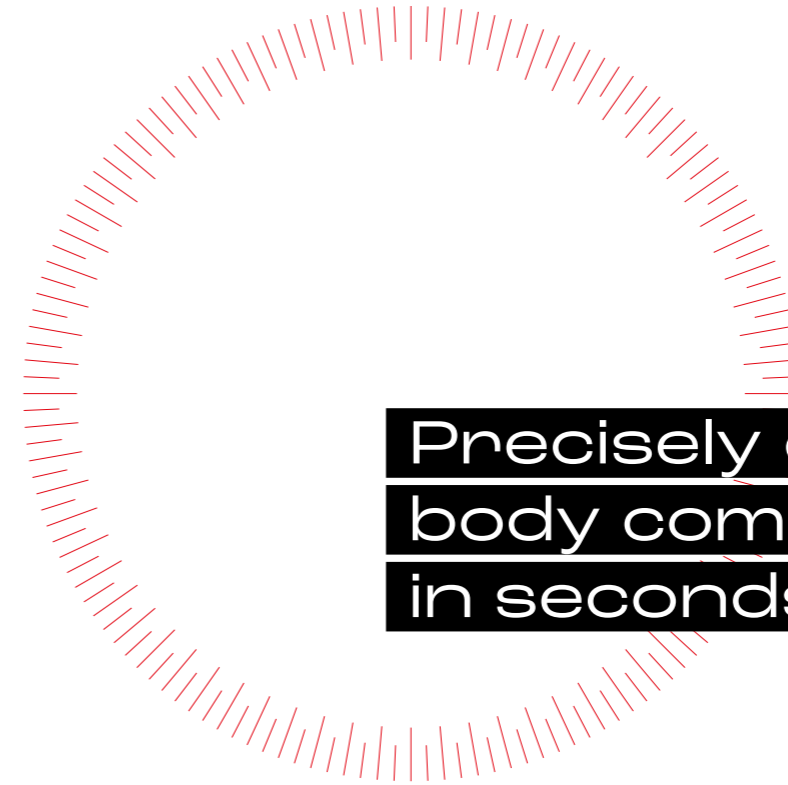
With our medically validated body composition analyzers, you gain the insights needed to make well-informed and effective therapeutic decisions.

Helping you help.

MEDICAL INSIGHTS FOR REAL CHANGE



A brief body composition measurement (bioimpedance analysis – BIA) can change everything. For many patients, it is the catalyst for tackling health challenges such as obesity or type 2 diabetes. For you as a doctor or nutrition specialist, BIA is another vital tool for assessing patients' state of health, responding individually to them and visualizing the course of treatment.



Precisely determine
body composition
in seconds



Cloud software

Secure storage and processing of all collected data in our cloud-based seca analytics 125 software.

BIA: non-invasive,
precise, fast

The seca BIA solution
supports you in



In bioimpedance analysis (BIA), a low-voltage current is passed through the body. Measuring electrical resistance to fat and muscle tissue provides impedance data upon which body composition is calculated using clinically validated formulas.



Learn more
about BIA in the video



Diagnosis – Determine nutritional status and the risk of associated secondary diseases using medically validated data.



Communication – Monitor the success of diet and exercise programs such as those for obesity.



Treatment – Involve and motivate: Patients understand the connections between body, nutrition and health more easily and have a better grasp of their treatment plans.

1

Measure
bioimpedance



Measure bioimpedance data in seconds with our medical Body Composition Analyzer (mBCA).

2


Evaluation
on any end device



Call up measurement results immediately via the browser and discuss them with your patients: secacloud.com

3

Patients track
progress via app



Provide your patients with measurement results on their own smartphones via the seca myAnalytics app.

THE RIGHT PARAMETERS FOR YOUR APPLICATION

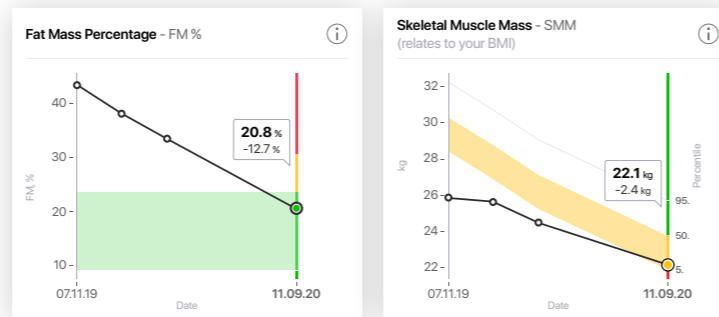


In our cloud-based analysis software *seca analytics 125*, you can accurately assess every detail of your body composition with numerous parameters for adults and special parameters for children.

The software lets you create your own templates, comment on measurements and customize parameter descriptions.

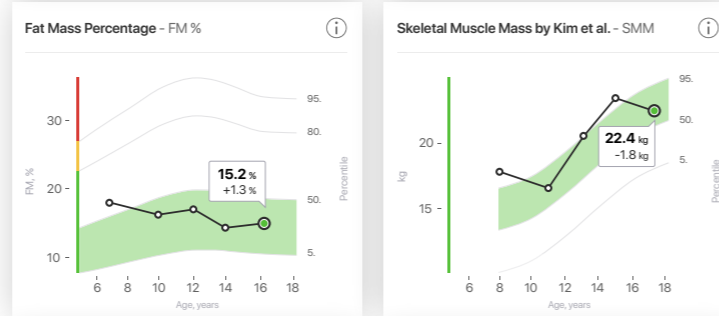
Measuring progress

The progress view makes progress visible and allows precise monitoring of treatment. Each parameter can be displayed as a single measurement or as a curve.



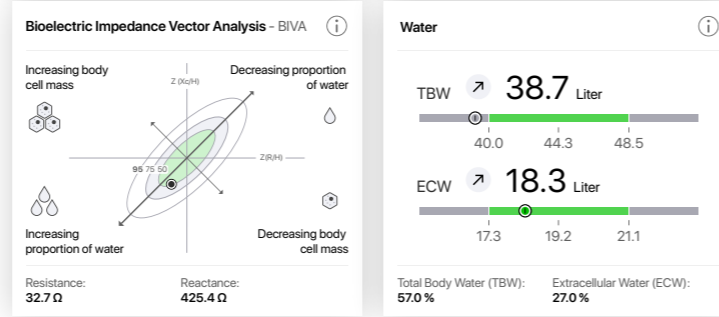
Parameters for children

The parameters for children are adapted to growth percentiles and have been extensively clinically validated.



Other parameters

Many other parameters, such as bioimpedance vector analysis (BIVA) or extracellular water, are available for specialized questions.



1 Body Composition Chart

The Body Composition Chart (BCC) compares fat and muscle mass. This means that the two parameters are not considered in isolation, but in relation to each other. The diagonal line in the middle clearly separates the favorable from the unfavorable fat-to-muscle ratio. With the BCC unfavorable weight loss, where a lot of muscle mass is lost, is easy to identify. By taking several measurements, patients can see how their treatment is progressing and receive motivating incentives to move their measurement point in the "healthy" direction.

2 Percentage Fat Mass

You can use this parameter to assess the fat mass in relation to total weight. The reference ranges (green, yellow, red areas) are based on the BMI limit values defined by the WHO.

3 Skeletal Muscle Mass

This parameter immediately reveals whether the overall skeletal muscle mass is above or below average. Muscle mass is shown in relation to age, gender, BMI, and ethnicity.

4 Visceral Fat

Unlike fat under the skin (subcutaneous fat), visceral fat is located in the abdominal cavity between the organs. For maximum precision, the parameter was validated against MRI slice images and therefore indicates the volume.

5 Segmental Skeletal Muscle Mass

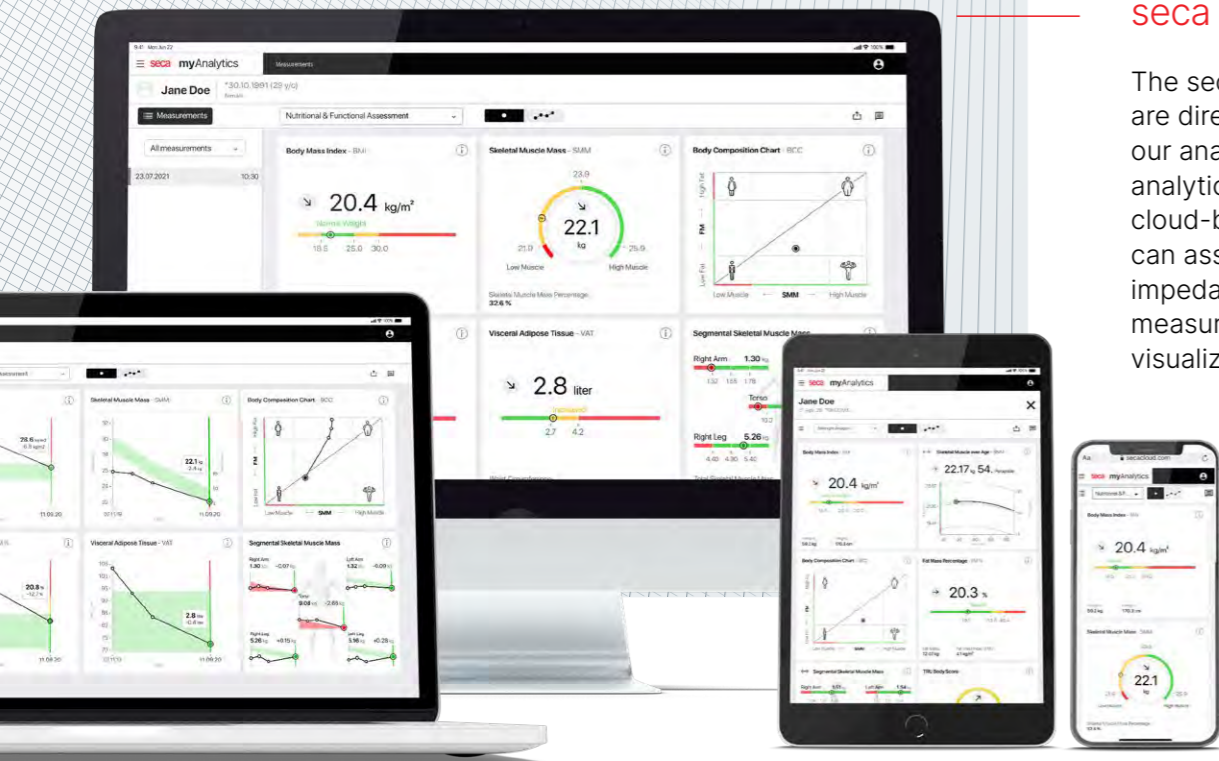
This parameter shows muscular imbalances. Insufficient muscle mass in the torso or legs can also be identified at a glance.

6 Phase Angle

A high phase angle indicates a healthy state of the cells and is considered an indicator of a good state of health. The phase angle is mostly very low in cases of malnutrition, consumptive diseases such as cancer, or water retention.

Determining the risk of sarcopenia in a few seconds
The non-invasive and cost-effective BIA has proven itself to be an attractive method for identifying sarcopenic patients in clinical practice. The BIA does not require highly qualified personnel and results are immediately available.


ALWAYS THE LATEST BIA TECHNOLOGY THANKS TO CLOUD SOFTWARE



seca analytics 125


The seca mBCA devices are directly connected to our analysis software seca analytics 125. With this cloud-based software, you can assess the measured impedance data, document measurement curves and visualize body composition.


Use the results of current BIA research automatically


 Our software development and clinical research ensure that new features, study data and additional improvements are always available to you. They are provided automatically via regular software updates.


- Validated formula adjustments for specific patient groups
- New studies to determine reference ranges
- New functions such as patient self-measurement

Your benefits:

 **Convenient** – Access measurement results anytime, anywhere.

 **Cloud-based** – Convenient and fast operation via any internet-enabled device.

 **Secure** – Data is secure and protected against data loss.



Patient self-measurement

Patients can easily identify themselves via smartphone on the device after an initial introduction by the attending physician. This enables them to perform measurements on their own in the waiting area – saving valuable time for you and your team!

Highest level of data protection



- Pioneer in data protection with ISO 27001 and ISO 27701 certification
- Effective protection of personal data according to GDPR and HIPAA
- System architecture developed from the ground up according to a security-by-design concept
- Management system for information security with regular security checks



Ready to integrate into your EMR

The seca analytics software platform features reliable, high-performance interfaces based on **HL7 FHIR** and **API** standards. Our integration service brings the technical expertise to implement custom solutions – reliably and precisely tailored to your system environment. Talk to our sales representatives to learn more.

We make data migration possible

You own a seca mBCA device of the first generation with local software and want to switch? seca provides the technical solution so that you can take your results and patient data with you into the cloud. All information can be found in the seca Customer Education Portal at seca.com/cep/115-migration

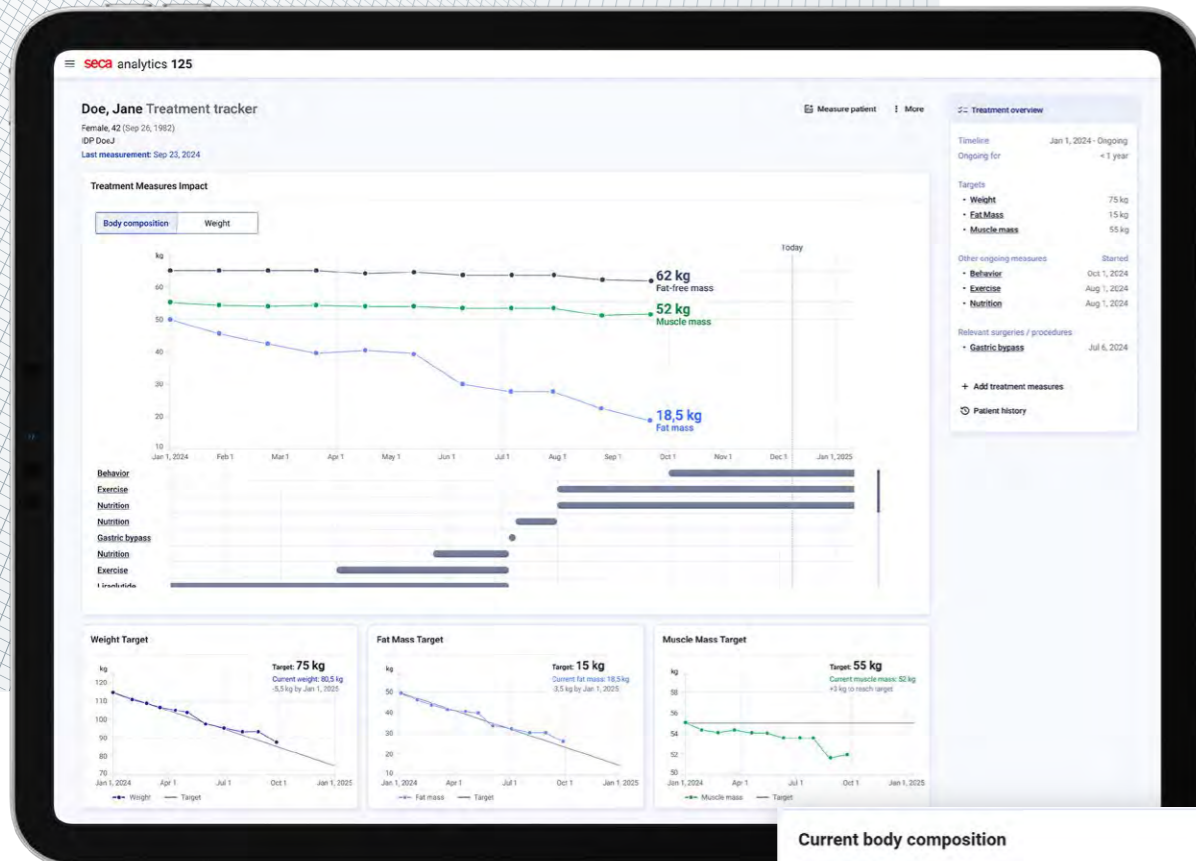
seca Service Hotlines
Australia: 1800 675 432 • enquiries@ecomед.com.au
New Zealand: 0800 300 421 • sales@ecomед.co.nz



For more information, scan the QR code or click on this link:

seca.com/analytics-125

BRIDGING THE GAP BETWEEN DATA AND DECISION-MAKING



Cardiometabolic Treatment Tracker

Seamlessly visualize changes in body composition over time while gaining insights into the impact of key interventions like exercise, nutrition and medical or surgical treatments in one comprehensive overview..



For more information, scan the QR code or click on this link:

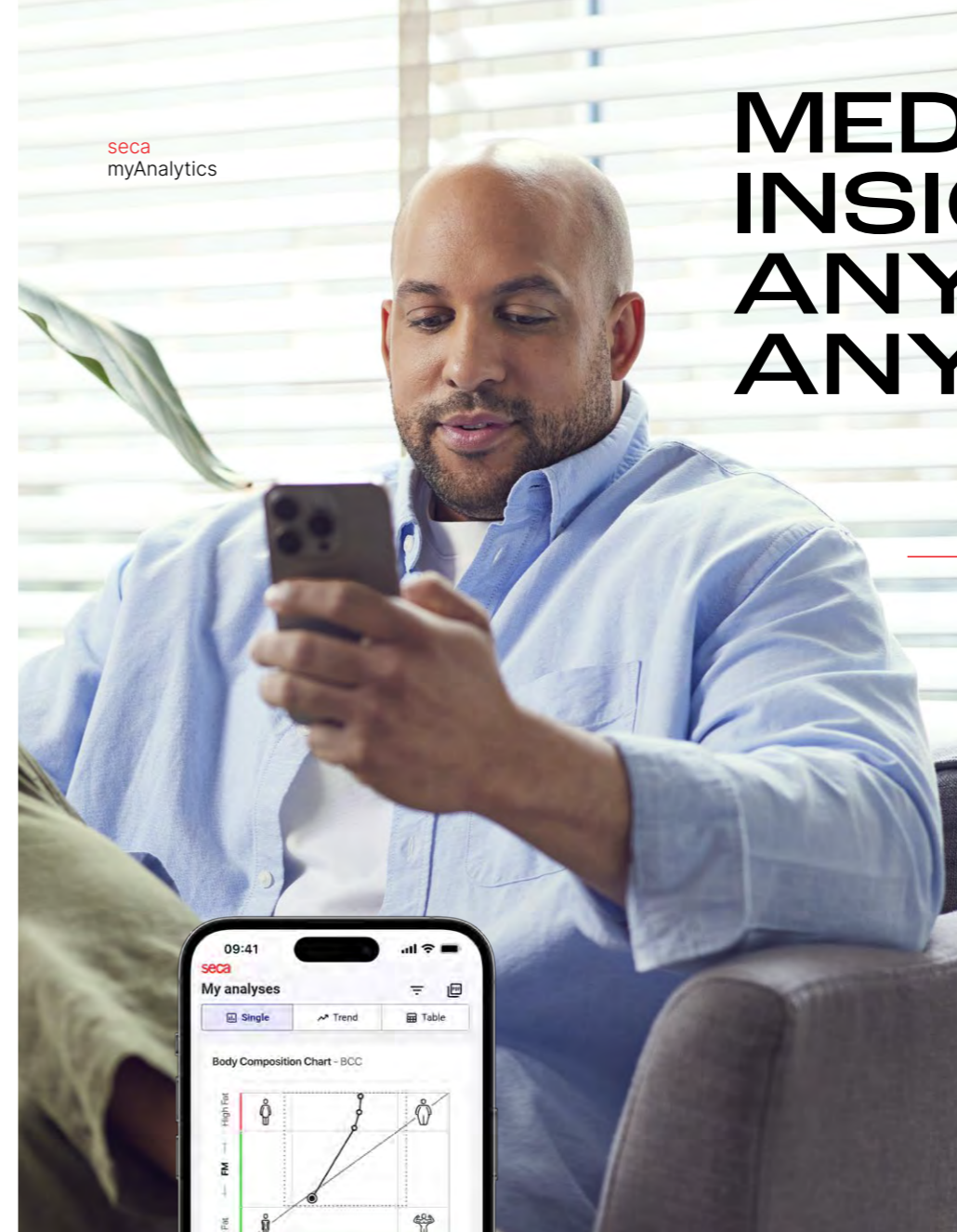
seca.com/treatment-tracker



Current body composition

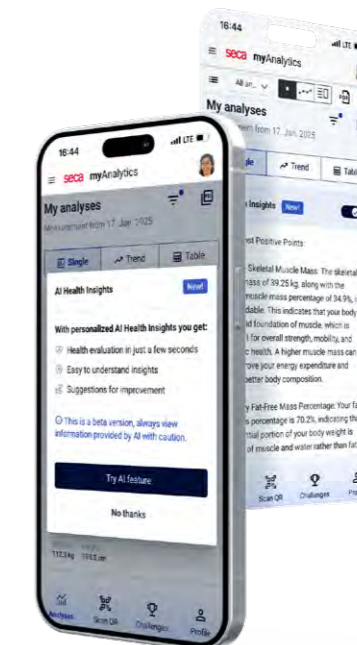
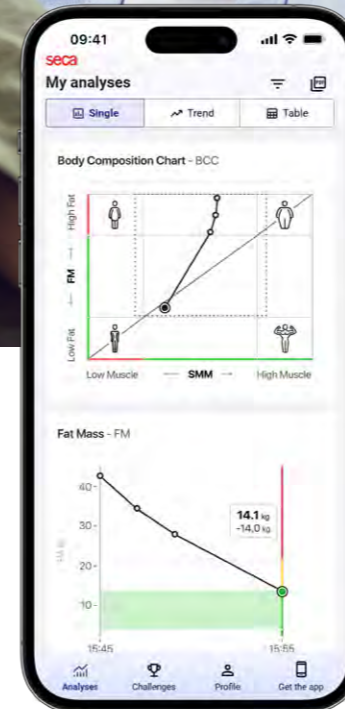
Weight, fat mass, fat-free mass, and muscle mass brought together in one graphic: Instead of isolated values, you immediately see how the body compartments interact.

MEDICAL INSIGHTS – ANYTIME, ANYWHERE



seca myAnalytics

With our app, your patients can access their body composition analysis anytime, anywhere. They can track changes, visualize progress, and stay focused on their goals – right from their smartphone. As the attending physician or nutrition specialist, you can comment on measurement results and stay in touch with your patients at all times.



AI Health Insights

With the AI Health Insights feature, the software provides a preliminary interpretation of measurement results. Patients receive initial guidance in understanding their data – before the personal consultation with a doctor or nutritionist begins.



For more information, scan the QR code or click on this link:

seca.com/myanalytics

CLINICAL VALIDATION WITHOUT COMPROMISE

97%

Validation against reference methods is at the heart of every BIA solution and can be considered proof of suitability for medical applications. It is not the quantity of publications that is important, but rather a study design that is as high-quality as possible with suitable test subject collectives and reference methods.

Validated with gold standard procedure

Over 400 subjects were measured in four comprehensive studies using gold-standard reference methods. The calculation formulas were generated and validated on the basis of the results.

Skeletal muscle mass
97% accuracy compared to whole-body MRI

Fat-free mass
98% accuracy compared to 4C model

Using this elaborate validation, you can measure your patients with the precision of an MRI and the complexity of the 4C model!



For further information and links to free publications, scan the QR code or visit this link:

seca.com/validation



Transparent, peer-reviewed publications

All validation studies and reference data collection studies have been published in peer-reviewed journals.

Peer review means you can be sure of the high quality of our validation process!

Comprehensive reference data

The reference ranges of our BIA solutions are based on data from more than 3,500 test subjects of a variety of ethnicities.

Using this data, you can make a scientifically sound assessment of each patient using a suitable reference collective!



For further information and links to free publications, scan the QR code or visit this link:

seca.com/studies

We are perfecting BIA technology

Our studies have been performed by internationally recognized specialists from various fields who, together with seca, want to further develop BIA for medical use. Participating institutions include:

- University of Tokyo Hospital
- Institute of Human Nutrition and Food Science at the Christian-Albrecht University of Kiel
- Columbia University in NYC
- University Hospital Erlangen
- SALVADOR ZUBIRAN INSTITUTE in Mexico City
- Institute for Transfusion Medicine at the University Medical Center Hamburg-Eppendorf
- Federico Gómez-Facultad de Medicina UNAM in Mexico City

Be part of a growing community that is using bioimpedance analysis to improve patient outcomes around the world!

Extended multi-ethnic validation



For young and old, across different ethnicities and BMIs – thanks to our comprehensive validation studies, you will receive precise BIA results for a wide range of patient groups.

- Children and young people aged 5 and over
- Healthy men and women between the ages of 18 and 65
- People aged 65 or older
- People of different ethnicities
- People with obesity \geq BMI 30kg/m²

seca
mBCA Alpha

THE GAME CHANGER IN PATIENT CARE

seca mBCA Alpha

The seca mBCA Alpha combines all the strengths of our body composition solutions in an easy-to-use, practice-optimized device. With a measurement time of just 24 seconds, a spacious Bearclaw-Glass® platform, and fixed grip positions, it delivers precise, reproducible results to support diagnostics, prevention, and treatment management.

The key to proactive patient management

True prevention starts with body composition analysis. When integrated into routine check-ups, it reveals critical developments – such as skeletal muscle loss or increased fat mass – at an early stage. Take action early and help patients build a strong foundation for lifelong health.

Designed with your practice in mind

Premium build, durable, and easy to use – the seca mBCA Alpha is designed for every-day use in practice settings and integrates seamlessly into existing workflows.



For more information, scan the QR code or click on this link:

seca.com/mbca-alpha



Hand electrodes



Fixed grip positions for high reproducibility of measurement conditions.

Touchscreen



High-quality touchscreen with intuitive menu navigation.

Castors



Extra-large wheels for easy and safe repositioning.

Glass platform with LED footprints



Glass platform made of break-resistant seca Bearclaw-Glass® for optimal hygiene with LED foot markers for correct foot placement.



seca mBCA Alpha

Order code **ON IGM ANT NN**

- BIA platform seca mBCA 555
- BIA handle seca mBCA 545

Accessories

- + Barcode scanner mount seca 463
- + Barcode scanner seca 473

seca
mBCA Pro / mBCA Ultra

PRECISE RESULTS IN SECONDS



seca mBCA Pro/ Ultra

The spacious platform made of premium seca Bearclaw-Glass® and the ergonomically designed handrail – serving as a stable support and offering two grip positions – enable a smooth, reproducible body composition analysis across all patient types in just 24 seconds. The optional ultrasonic height measurement captures body height directly on the device – touchless, automatic, and accurate to the millimeter.



seca mBCA Pro

Order code **ON IHM ANT NN**

- BIA platform seca mBCA 555
- BIA handrail seca mBCA 550



seca mBCA Ultra

Order code **ON IHM AUT NN**
Order code (short) **ON IHM AVT NN**

- BIA platform seca mBCA 555
- BIA handrail seca mBCA 550
- Ultrasonic height measurement
seca 257 (100 – 220 cm)
seca 257 sh (short) (100 – 200 cm)

High reproducibility



Handrail with fixed handle positions: The same posture makes measuring conditions reproducible.

Flexible touchscreen




High-quality, rotatable touchscreen with intuitive menu navigation.

Direct height measurement



Precise and fast height measurement with ultrasound directly on the platform.

Glass platform with LED footprints



Easy-to-clean platform made from shatterproof seca Bearclaw-Glass® with LED footprints for precise feet positioning. Hygiene and measuring accuracy guaranteed!



For more information, scan the QR code or click on this link:

[seca.com/mbca-ultra](https://www.seca.com/mbca-ultra)

Accessories

- + Ultrasonic height measurement seca 257
- + Panda seca 459
- + Barcode scanner mount seca 463
- + Barcode scanner seca 473

Accessories

- + Animal sticker seca 487
- + Panda seca 459
- + Barcode scanner mount seca 463
- + Barcode scanner seca 473

seca
mBCA Go

MOBILE MEASUREMENT IN LYING POSITION



seca mBCA Go

Take the BIA with you wherever you need it: Attach the electrodes, trigger the measurement via the monitor and immediately assess all important body composition parameters on your tablet or smartphone.



Measure anytime, anywhere

You can carry out measurements offline, too. Impedance data is transmitted from the measuring mat to the monitor and can be uploaded to the cloud later with an existing internet connection and evaluated directly in the seca analytics 125 analysis software.



On-screen instructions



Thanks to the screen instructions, every measurement is a guaranteed success, and you always know exactly where the electrodes need to be placed.

Touchscreen



The touchscreen monitor can also be operated while wearing gloves or using a protective cover.

Anti-twist cable



Thanks to the measuring mat combined with anti-twist cables, the electrodes can be placed quickly and with ideal cable routing.

Induction charging



The measuring mat is charged by induction in the transport compartment behind the monitor.



For more information, scan the QR code or click on this link:

seca.com/mbca-go

seca mBCA Go

Accessories

- + Carrying case seca 432
- + Barcode scanner seca 473
- + Mobile stand seca 475

Consumables

- + Disposable electrodes 4900020
- + Disposable electrodes 4900022

HELPING YOU HELP



A small measurement that makes a big difference. We help medicine with a fast, cost-effective and precise view of the human body.

Our BIA solutions give you valuable information about your nutritional status and body composition that would previously have been very expensive and time-consuming to obtain. You can determine parameters such as muscle mass or visceral fat in seconds with validated precision. A real game changer in the treatment for all those who want to incorporate a close look at body composition into treatment, diagnosis and advice.

Don't miss out on the possibilities of this latest BIA technology. For more precise treatment control, well-founded diagnoses and motivational and engaging patient advice.

Customized precision for your requirements


Find the perfect seca mBCA model for your requirements



	seca mBCA Go	seca mBCA Alpha	seca mBCA Pro	seca mBCA Ultra
Medical device	Medical Device Regulation (MDR) certified	Medical Device Regulation (MDR) certified	Medical Device Regulation (MDR) certified	Medical Device Regulation (MDR) certified
Measuring method	8-point Bioelectrical Impedance Analysis	8-point Bioelectrical Impedance Analysis	8-point Bioelectrical Impedance Analysis	8-point Bioelectrical Impedance Analysis
Measuring frequency	9	9	9	9
Measuring period	30 seconds	24 seconds	24 seconds	24 seconds
Age	5 - 99 years	5 - 99 years	5 - 99 years	5 - 99 years
Body height	no restriction	> 130 cm	> 130 cm	> 130 cm / < 220 cm
Display type	7" touchscreen	4.3" tiltable and rotatable touchscreen	4.3" tiltable and rotatable touchscreen	4.3" tiltable and rotatable touchscreen
Net weight	3 kg	20.8 kg	26.5 kg	30.5 kg
Software	seca analytics 125	seca analytics 125	seca analytics 125	seca analytics 125
Weight measurement		●	●	●
Approval class		III	III	III
Capacity		300 kg	300 kg	300 kg
Graduation		50 g < 150 kg > 100 g	50 g < 150 kg > 100 g	50 g < 150 kg > 100 g
Ultrasonic height measurement				seca 257 or seca 257 sh (short)
Voice guidance				●
Order code	seca mBCA 525 c	ON IGM ANT NN	ON IHM ANT NN	ON IHM AUT NN ON IHM AVT NN (short)

This is how seca's BIA solution pays off:

Our consultancy services



We advise you and help you ensure that the use of the BIA is also financially worthwhile.

- Amortization models
- Financing options
- Integration into the practice concept

We support you with our many years of experience in various fields of application such as obesity treatment, nutritional counseling, preventive medicine, sports medicine, occupational health management (OHM) and many others.

Individual advice from our virtual showroom



We offer a free product demo onsite or via livestream from our virtual showroom. Our team will present our BIA solutions, demonstrate application examples, and answer all of your questions individually. We are looking forward to hearing from you!

Book an appointment now

Australia

☎ 1800 735 692
✉ enquiries@ecomед.com.au

New Zealand

☎ 0800 735 692
✉ sales@ecomед.co.nz



[Calendar Booking](#)

seca asia pacific
Q Sentral, Floor 26, Unit 10
Jalan Stesen Sentral 2
Kuala Lumpur Sentral
50470 Kuala Lumpur
Malaysia

☎ +60 12 7046525
✉ info.aspac@seca.com

seca – Ecomed
5/30 Foundry rd, Seven Hills
2147 NSW Australia

☎ 1800 735 692
✉ enquiries@ecomед.com.au

seca – Ecomed
PO Box 91044
West Auckland
1142 New Zealand

☎ 0800 735 692
✉ sales@ecomед.co.nz

seca.com/mbca